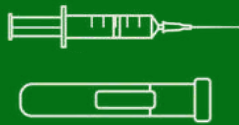


PRACTICAL WORKSHOPS

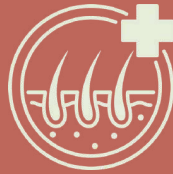
1 ENT SIMULATION



2 VENEPUNCTURE



3 DERMATOLOGY



4 PATHOLOGY



5 COMBAT FIRST AID:
STOP THE BLEED



6 OPHTHALMOLOGY



7 RADIATION
ONCOLOGY



8 SUTURING



9 OBSTETRICS &
GYNAECOLOGY



10 ORTHOPAEDICS



11 EMERGENCY
MEDICINE



12 RESPIRATORY



13 LAPAROSCOPY
SIMULATION



ENT SIMULATION

*This session provides the opportunity to learn about **examining the ear, managing nose bleeds** and how to examine the nose and throat with an **endoscope**.*

*This session provides the opportunity to learn some **ENT clinical skills** that will be useful for your ALM learning as well as into your postgraduate clinical practice.*



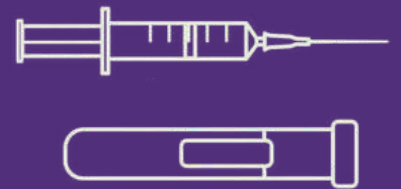
VENEPUNCTURE

Practice skills needed for taking blood.

Get familiar with gloves, tourniquets, needles, hubs, and tubes.

No humans will be harmed.

Oranges might be.



DERMATOLOGY - 1

*Dermatology – Skin Cancer Essentials:
From Dermoscopy to Treatment*

*This practical workshop introduces students to the methods skin cancer physicians use to assess and manage skin lesions. Participants will learn about **dermoscopy**, when and how to perform a **punch biopsy**, and how **cryotherapy** is used in everyday practice.*



DERMATOLOGY - 2

*Dermatology - Topical Therapy Masterclass:
Moisturisers & Sunscreens Done Right*

Topical therapy is the cornerstone of dermatology – yet often poorly taught. This interactive workshop demystifies moisturisers and sunscreens, teaches students what to look for when **choosing the right formulation** for different skin conditions, and explains **how to apply them correctly** for maximum effectiveness. Practical tips on quantities, frequency, and **patient counselling** will be included, with a focus on preventing treatment failure and improving adherence.



PATHOLOGY

Don't just study medicine and pathology—see it in action. Pathologists are laboratory physicians after all.

*Solve **medical mysteries**, view **real specimens**, enter the colourful world of **microscopy** and experience a **simulated autopsy**.*

*Don't just study medicine and pathology—see it in action. **Pathologists are laboratory physicians after all.***



COMBAT FIRST AID, STOP THE BLEED

*Practical workshop run by New Zealand Defence Force health professionals with a focus on **mass bleed control techniques** – Tourniquet and compression bandage skill stations.*



OPHTHALMOLOGY

*Vision in Practice: Hands-On
Ophthalmology Skills for Medical Students*

*An interactive workshop developing core eye examination skills, including **visual acuity testing, fundoscopy,** and **recognition of common ocular conditions** for effective general clinical practice.*




RADIATION ONCOLOGY

An **interactive introduction** to radiation oncology, explore **how radiation fights cancer**, and **what life is like** as a radiation oncologist.



SUTURING

*This hands-on workshop is designed to teach the fundamentals of suturing. Participants will learn how to perform **simple and continuous stitches** on novel synthetic skin. Through guided practice and feedback, you will be introduced to the skills necessary to perform **basic wound closure procedures**.*



OBS & GYNAE

The pelvic anatomy and ultrasound station will focus on **basic female pelvic anatomy**, including structures relevant to **fertilisation, post-pregnancy pelvic floor management, and practical ultrasound applications**. The session is designed to be informative, interactive, fun and engaging.



ORTHOPAEDICS


This workshop will provide an **introduction to fracture fixation** in orthopaedic surgery. You'll use orthopaedic power tools to **fix simple bone fractures** on plastic sawbones utilising a **lag screw technique** and creating a **basic plate-and-screw construct**.



EMERGENCY MEDICINE

Medical simulation gives healthcare providers the opportunity to learn, practice, and assess their medical skills in a safe environment.

*Learn about medical simulation as you respond to a **simulated medical emergency** and **assist in the resuscitation of a mannequin** in the Emergency Department!*

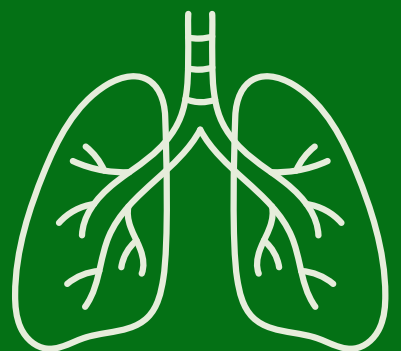


RESPIRATORY - 1

Chest Drain Insertion Workshop

Chest drains are a useful emergency procedure used in many settings.

Actual animal models will be used (cow)
and attendees will practice on the models inserting chest drains.

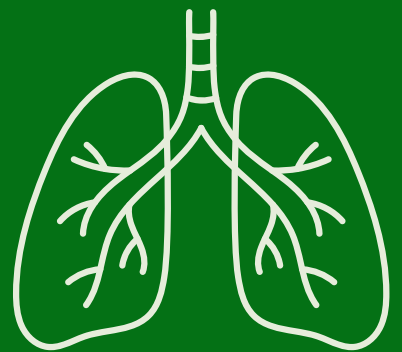


RESPIRATORY - 2

Bronchoscopy workshop:

Attendees will experience operating a bronchoscope on a sim model.

*They will learn how to **handle a bronchoscope** under **expert supervision** placing through an airway and into the main bronchi.*



LAPAROSCOPY SIM.

Are you interested in surgery?

Want some **hands-on experience** with one of the **least invasive surgeries** out there? Then the laparoscopic simulation workshop is for you! In this workshop you will get a chance to use the **real tools** used in practice in a laparoscopic simulation for **'keyhole surgery'** with expert in the field, Mercy Hospital's Dr. Elliot Mackenzie.

